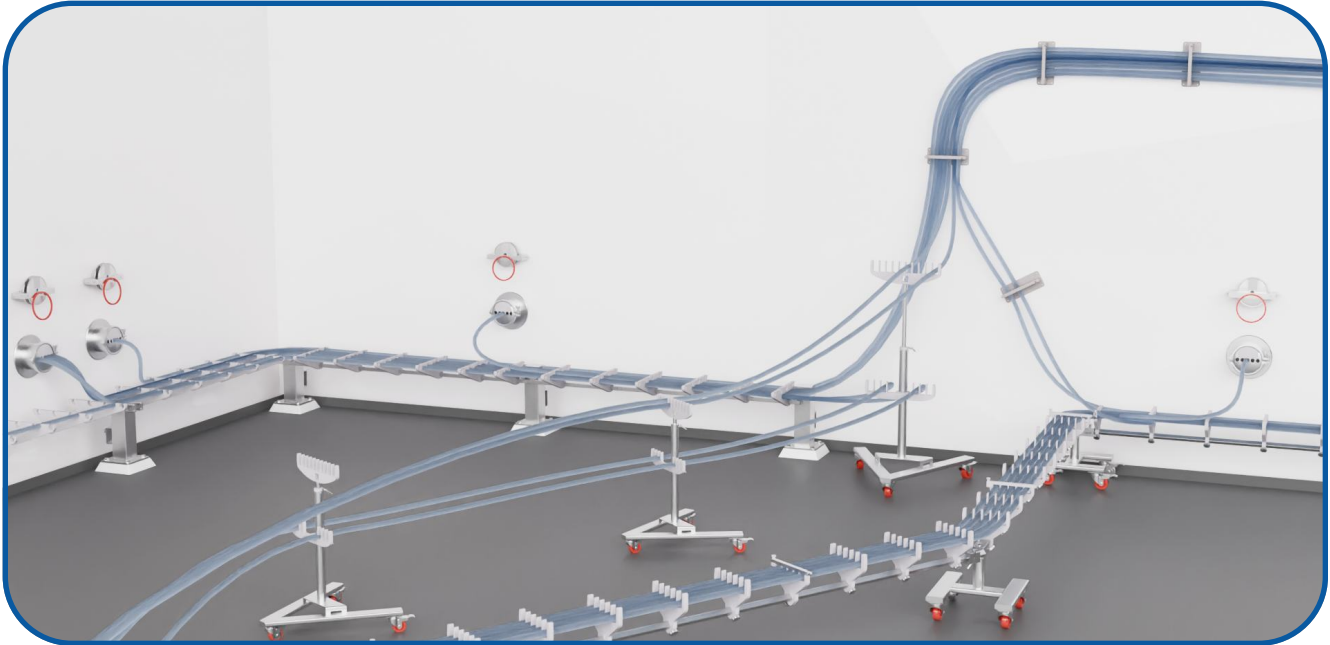




G&G TECHNOLOGIES, INC.

TUBING MANAGEMENT SOLUTIONS



Modular Tubing Management for Single-Use Manufacturing Suites

Whether you are building a new process or outfitting an existing process, tubing management is an important consideration when it comes to safety, cleanability, and product recovery. Keep your single-use flow paths organized, elevated, and drainable with our wide array of tubing management. Purchase tubing management components a-la-carte or have a G&G Technologies provide an engineering design package customized for your facility.

Product Array

- Mobile Tubing Stands
- Mobile Racking Systems
- Stationary Racking Systems
- Pass Through Windows
- Tube Welding Carts
- Filter Racks and Holders
- Tubing Anchors
- Bag Hangers

Features

- Pivoting Tubing Runs
- Telescopic Assemblies
- Pitched Tubing Runs
- Standard and Custom Offerings
- Modular Components

Materials

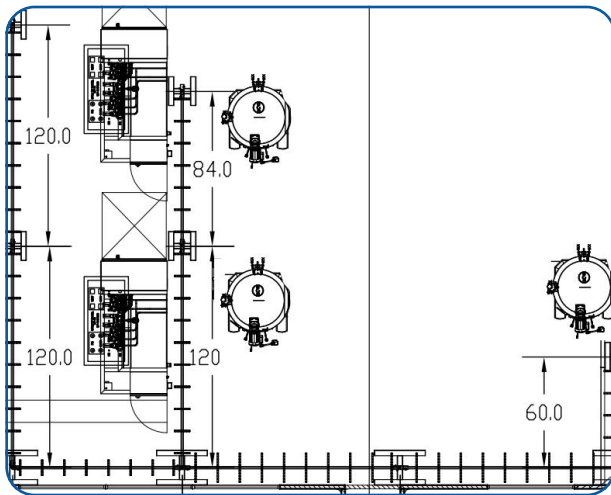
- 316 Stainless Steel
- 304 Stainless Steel
- Polyurethane
- Acetal
- PTFE
- HDPE

6 Grandview St.
Coventry, RI 02816
401-295-4000

info@ggtechnologies.com
www.ggtechnologies.com

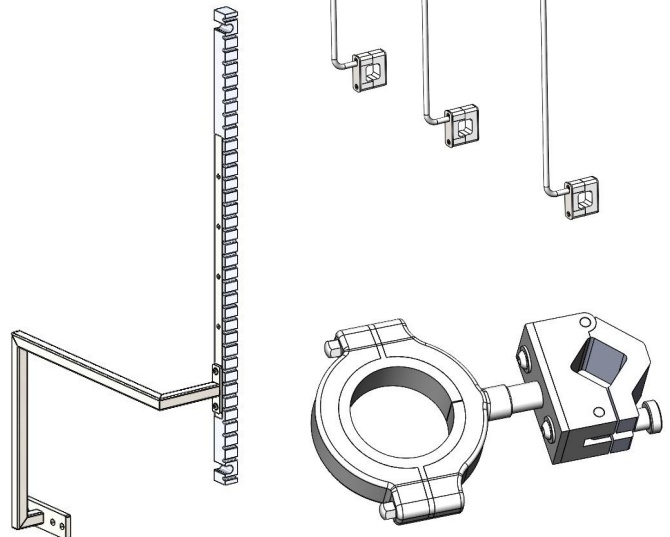
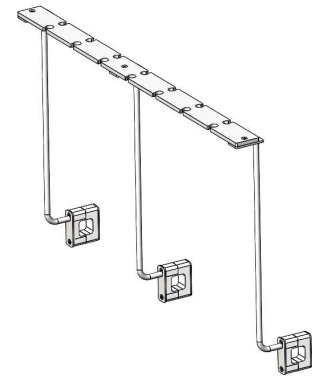
Benefits

- Increase Product Recovery
- Improve Safety and Organization
- Simple Installation with no or minimal tooling
- Easy to Clean Form Factors
- Compatible with Harsh Cleaning Agents
- Flexible and Modular Designs
- Compact Storage
- Fast Lead Times for Standard Components
- Durable Materials of Construction



Tubing Management Layouts

Partner with G&G Technologies to optimize your tubing management layout. Arrange On-Site measurements, or submit a floor plan and process description to receive a 3D layout and quotation for your tubing management solution.



Custom Assemblies



















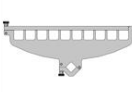


Retrofit your equipment with tube guides and anchors to improve safety, cleanability, organization, and product recovery. We offer standard and custom attachments that are designed to meet your tubing management needs.

Working from CAD or from measurements taken on-site, our Engineers can design assemblies compatible with existing equipment.




Mobile Tubing Management Products








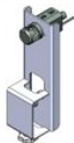










Carts		Cart Accessories		Rail-Mount Tube Guides - Examples			Rail Lengths	
					5-Wide	10-Wide		
Jumbo H Carts		Rail Junction		Slip-On			5 ft Rail	
H Carts		Rail Junction Tee		Slip-On Locking			10 ft Rail	
Mini H Carts		Rail Junction X		Clamp-On			15 ft Rail	
Delta Carts		Top guide		Clamp-On Locking			20 ft Rail	
		Clamp-On Guide		Custom configurations are available for each style				











































Stationary Tubing Management Products



Bollards		Rail-Mount Tube Guides - Examples			Accessories	
			5-Wide	10-Wide		
Bollard Single Run		Slip-On			Transmitter Holders	
Bollard Double Run		Slip-On Locking			Valve Holders	
Bollard Corner		Clamping			Sensor Holders	
Bollard Tee Junction		Clamping Locking			Filter Holders	



Tube Guide Configurations

	3	5	10	15
0.5"				
0.75"				
1"				
1.25"				
1.375"				
0.5"				
0.75"				
1"				
1.25"				
1.375"				

Custom Configurations available as needed



Pass-Through Windows



Standard Pass-Through Windows

- Available in 6", 4", 3", and 2" Sizes
- Configurable for any Wall Thickness
- 316L or 304 Stainless Steel



Swing-Door Pass-Through Windows

- 6" Diameter
- Hinged-Door Design



Double Pass-Through Windows

- 6" Diameter Dual Design
- Compact and Cleanable Design



Multi Pass-Through Array

- Configurable for Multiple Pass Throughs
- Compact and Cleanable Design

Options and Accessories




Pass-Through Caps

- Configurable for your Tube-Set
- 316 Stainless Steel and Acetal
- Custom Options are Available



Fire-Stop Blocks

- Intumescent Foam Barriers
- Easy to Clean Silicone Coating



Cap Caddies

- Store extra caps, gaskets, and clamps
- 304 Stainless steel and Acetal



Purging Ports

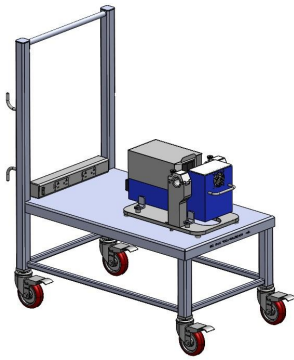
- 3/4" Tri-Clamp Connection
- Purge Pass-Throughs with Clean Dry Air

Pass-Through Cap Configurations

	0.25	0.375	0.5	0.625	0.75	0.875	1	1.125	1.25	1.375	1.5	1.75	2
1													
2													
3													
4													
5													
6													
7													

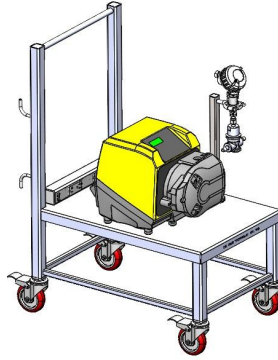


Miscellaneous Tubing Management Products



Tube Welder Carts

- Mobile Carts with Cleanroom Casters
- Stainless Steel Construction
- Electrical Outlets



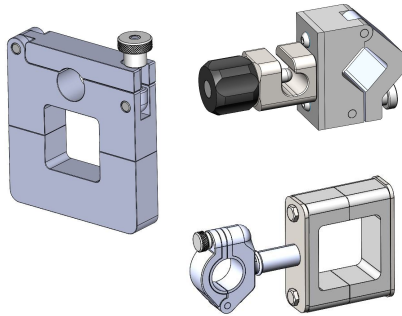
Pump Carts

- Mobile Cart with Cleanroom Casters
- Peristaltic Pump and Pressure Switch
- Electrical Outlets



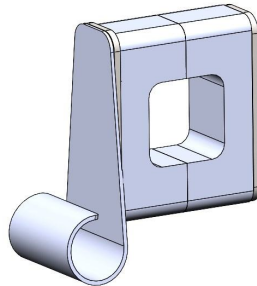
Bag Holders

- Accommodates a wide Range of Sizes
- Stainless Steel Construction
- Non-Marking Polymer Feet



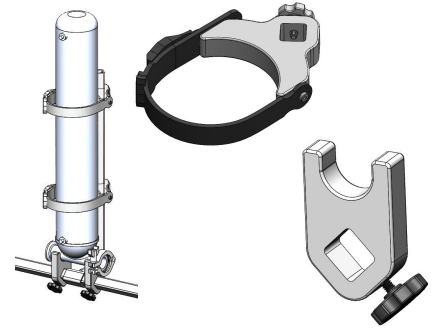
Tube Anchors

- Secures Tubing to Existing Structures
- Polymer and Stainless Steel
- Pinch Valves Available



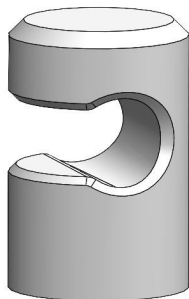
Bag Hangers

- Secures bags to Existing Structures
- Polymer and Stainless Steel
- Minimal Tooling Required for Installation



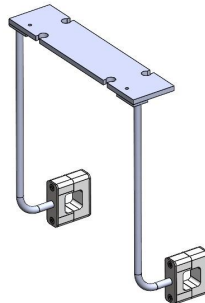
Filter Holders

- Ratcheting Assembly
- Support Saddles
- Polymer and Stainless Steel



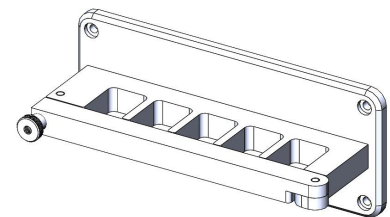
Tube Support Pillars

- Attaches to Threaded Fasteners
- Cleanable Design
- Polymer construction



Tube Support Attachments

- Attaches to existing structures
- Customizable Tubing Cut-Outs
- Polymer and Stainless Steel



Wall-Mount Anchors

- Accommodates an array of tubing sizes
- Polymer, Stainless Steel
- Fastens to Walls with Rivet Nuts

